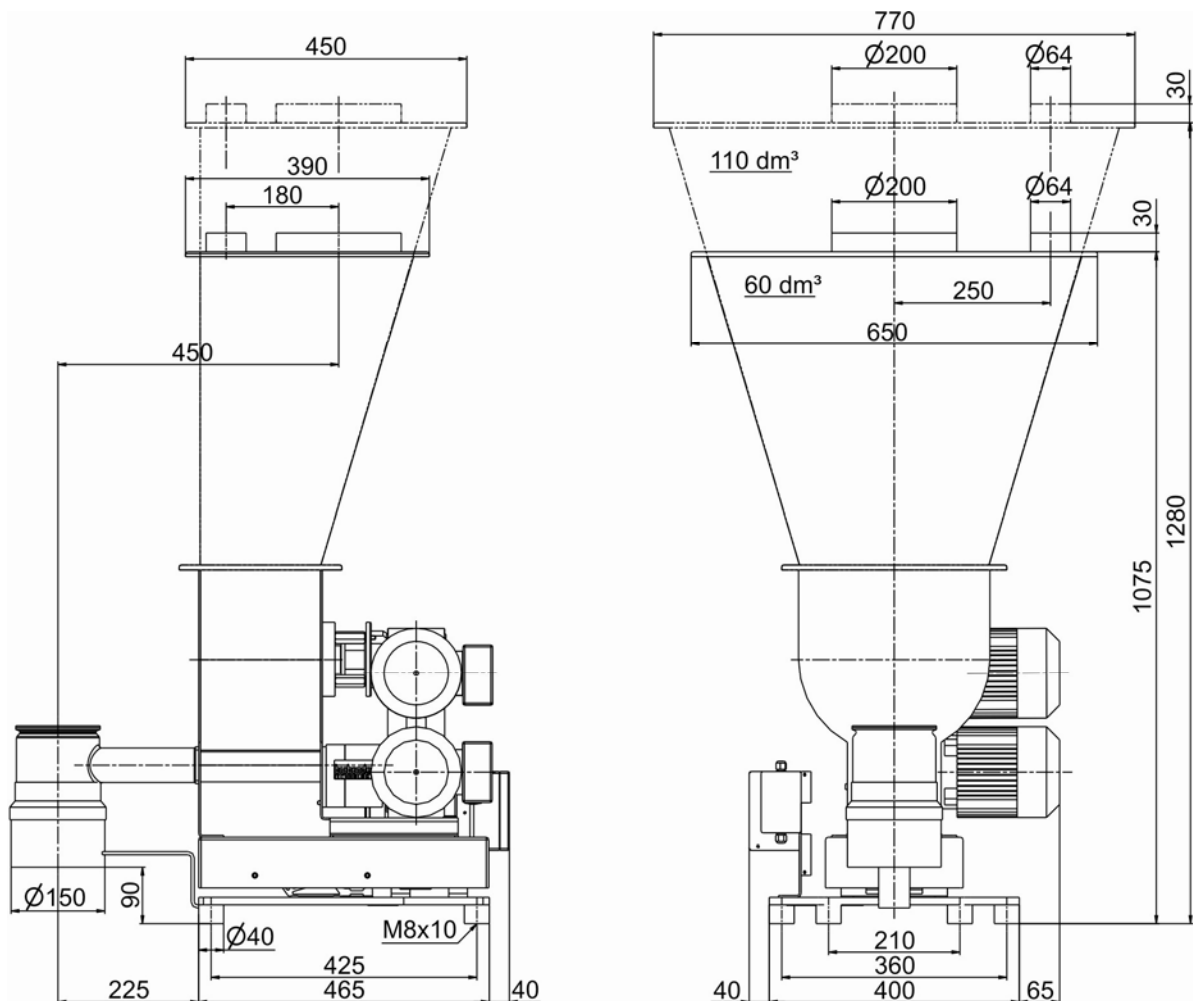
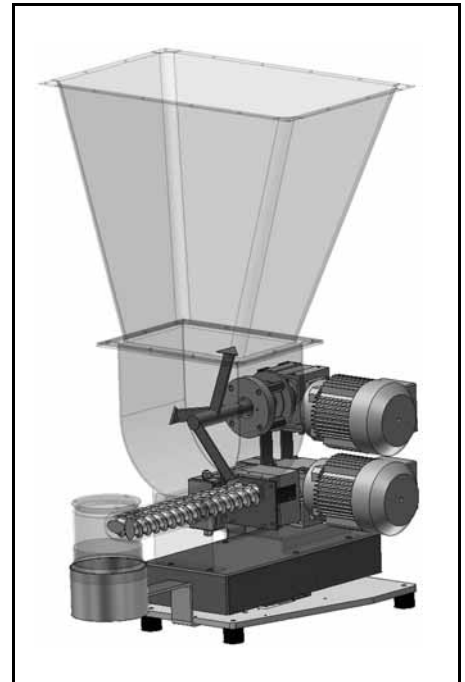


Brabender Loss-in-Weight Feeder Type DDW-MD5[6]-DDSR40-60[110]

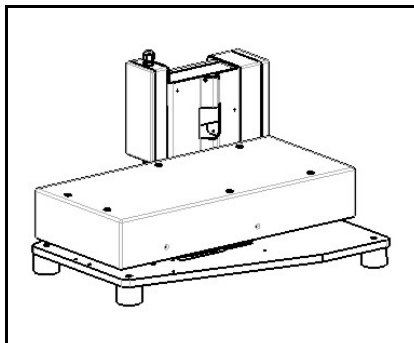
The Brabender Loss-in-Weight Feeder Type DDW-MD5[6]-DDSR40-60[110], a gravimetric version of the Brabender Twin Screw Feeder DDSR 40, feeds bulk ingredients with problematic flow characteristics, particularly poorly flowing or floodable media. It consists of a free-standing mounting base/weighing module combination with a digital load cell DigiMASS-2 (principle of two vibrating wires), the Brabender Twin Screw Feeder Type DDSR 40 as feed module and an extension hopper. All modules are fully mounted and wired to junction boxes. Combined with a controller from the Congrav® line or the Brabender SCC Field Bus System they form a high-tech feed system for highest feeding accuracy. The different screw profiles are of a universal design and interchange-

able. Depending on the kind of bulk ingredient fed, double or twin spiral screws, twin blade screws or twin concave screws are used. The hopper agitator homogenizes the ingredient and ensures reliable ingredient supply to the screw and a constant screw filling level. All parts in touch with the ingredient are made of stainless steel. Mild steel parts are painted light grey as per RAL 7035 (textured coating). The unit conforms to CE directives.



Weight with 60 dm³ extension hopper approx. 80 kg, with 110 dm³ extension hopper approx. 85 kg

Technical Data*



Base / Weighing Module

Base/weighing module combination MD5 or MD6 (depending on bulk density, feed rate and required storage volume):

- Free-standing mounting base with vibration isolation pads
- Digital load cell DigiMASS-2 with two vibrating wires
- Junction box

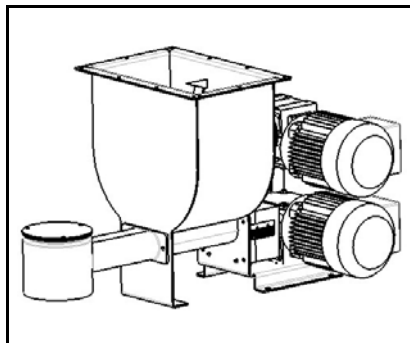
Weighing ranges:

- 35 kg (MD5) or 265 kg (MD6) net with 60 dm³ extension hopper
- 30 kg (MD5) or 260 kg (MD6) net with 110 dm³ extension hopper

Further information: Brochure "Digital Load Cell DigiMASS-2"

Accessories / Options

- Flexible connection sleeves
- Exchange screws
- Exchange screw tubes
- Laid-on cover with handle
- Safety grid, SS 1.4301 (≈ AISI 304)



Feed Module

Twin Screw Feeder DDSR 40:

- Screw hopper
- Hopper agitator with 3-phase motor
- Exchangeable screw profile
- 3-phase current screw drive motor
- Parts in contact with ingredient SS 1.4301 ≈ AISI 304 (twin concave/blade screws SS 1.4305 ≈ AISI 303)

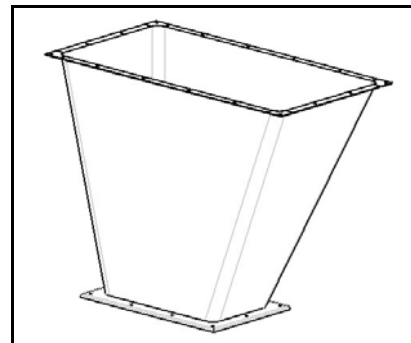
Max. theor. feed rate (assuming 100% screw filling; depending on ingredient flowability the actual rate may decrease down to 50%):

- Twin spiral screw 2693 dm³/hr
- Twin blade screw 1853 dm³/hr
- Twin concave screw 1604 dm³/hr

Further information: Works Standard "Twin Screw Feeder Type DDSR 40"

Special Designs

- Pressure-tight design
- Pressure-compensated inlet/outlet
- Explosion-proof designs
- Special extension hopper 200 dm³, SS 1.4301 (≈ AISI 304)
- Special extension hopper, round with discharge agitator, 100 dm³, SS 1.4301 (≈ AISI 304)
- Design for SCC Field Bus System



Extension hoppers

- Conical hopper modules
- Cover modules with inlet pipe and vent pipe for automatic refilling
- All modules made of stainless steel SS 1.4301 (≈ AISI 304)

Hopper volumes:

- 60 dm³
 - 110 dm³
- (suited to the feed rate range)

Further information: Works Standard "Twin Screw Feeder Type DDSR 40"

Control Modules

Congrav[®] controller and frequency converter FC-V1.1 for control cabinet mounting or Congrav[®] operating unit and feeder-mounted control and regulation modules "ISC" for Brabender SCC (= Single Cable Connection) Field Bus System (see the according Works Standards)



An ISO 9001/EN 29001 Certified Company

*Modifications reserved. All data describe our products in a general manner. They are no agreement on or warranty of characteristics in the sense of § 434 or guarantee in the sense of § 443 of the German Civil Code or similar regulations and effect no liability.

Issue 2.0 (February 08)
Supersedes 8.0 (August 07)