


TECHNICAL INSTRUCTION

OP-16

Activate & download trend data



Description

This instruction describes the process of activating and downloading the trend data of the OP-16.


Step 1 Procedure for Activating and Downloading Trend Data on OP16
On the component page, press the button



Step 2 Press the button **Trend**

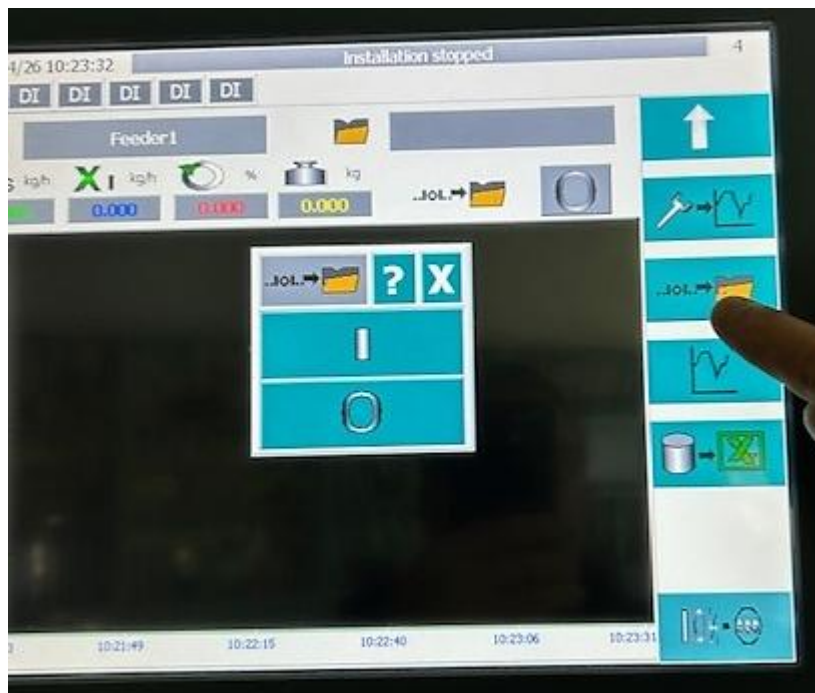


Step 3

Press the button  and confirm the trend recording by entering **1**

Step 4

After activating the trend recording, the grey **0**  changes to a green **1** 



Step 5 Procedure for Saving Files to a USB Stick

Press the **button**



Step 6 A window opens showing the file selection

- ➔ Check the boxes for the files you want to back up
- ➔ Select the USB drive as the storage location and press the **Start Copy** button.
- ➔ All selected files will be saved in **CSV-format** and can be converted into an Excel-format if needed

Step 7

Use the button  to return to the scale page.

